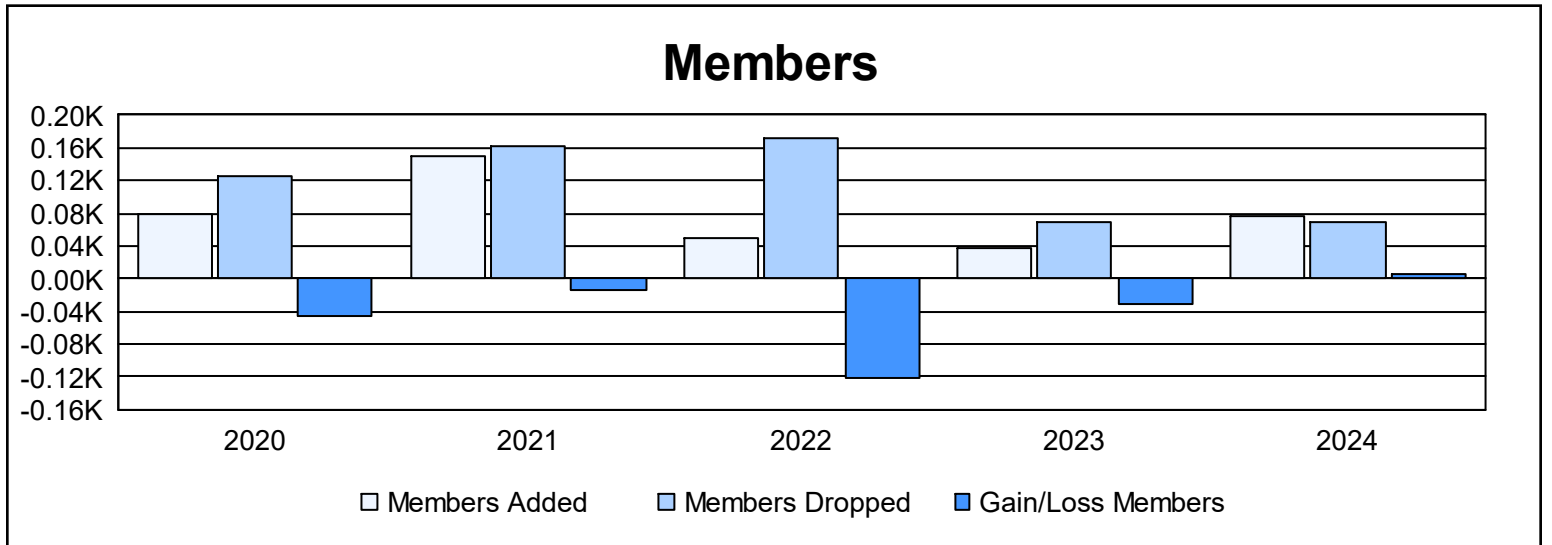
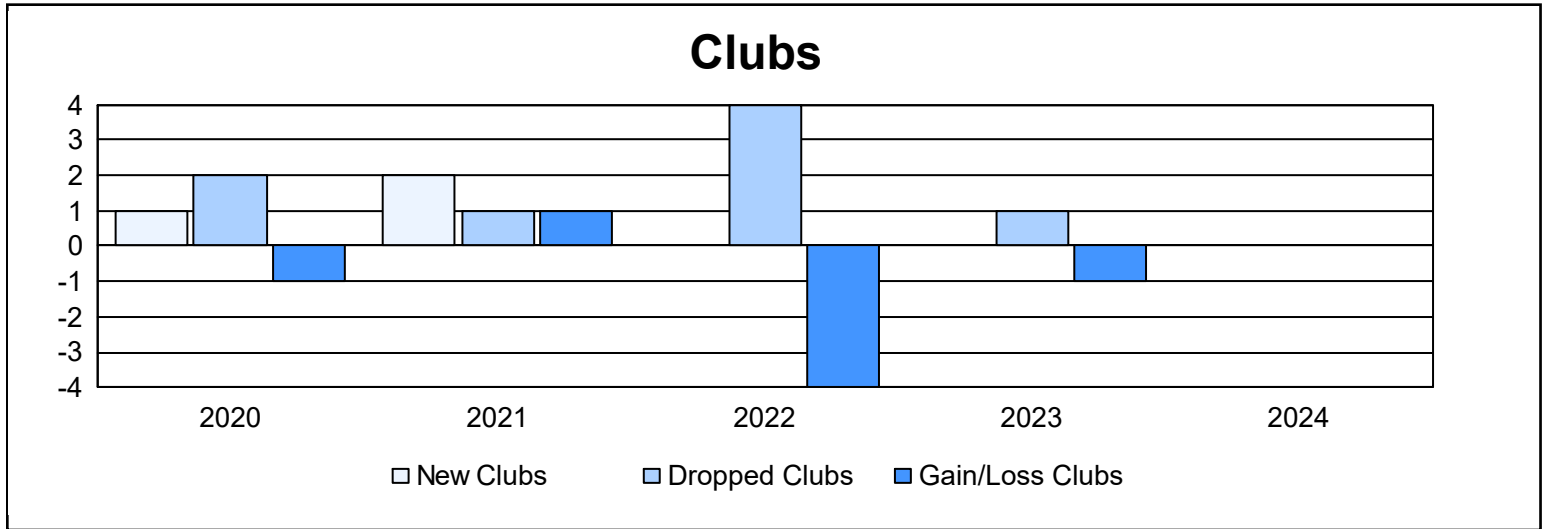
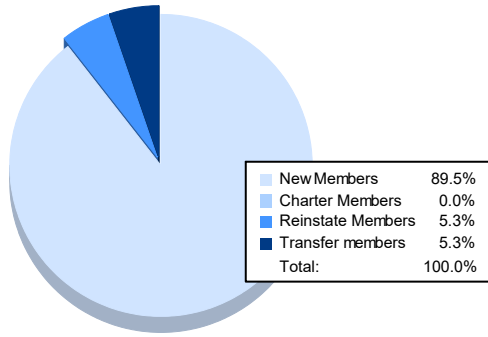


Year	New Clubs	Dropped Clubs	Gain/ Loss Clubs	New Members	Charter Members	Reinstate Members	Transfer Members	Total Member Added	Total Members Dropped	Gain/ Loss Members
2019-2020	1	2	-1	49	26	5	0	80	126	-46
2020-2021	2	1	1	80	64	3	2	149	162	-13
2021-2022	0	4	-4	44	2	3	1	50	172	-122
2022-2023	0	1	-1	33	0	4	1	38	69	-31
2023-2024	0	0	0	68	0	4	4	76	70	6
<b>Average</b>	<b>1</b>	<b>2</b>	<b>-1</b>	<b>55</b>	<b>18</b>	<b>4</b>	<b>2</b>	<b>79</b>	<b>120</b>	<b>-41</b>



### Membership Composition June 2024 Cumulative



### Gender Composition June 2024 Cumulative

